



My Strategy for the United States History Regents Exam

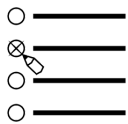
*The US History regents exam is right around the corner.
It's time to plan your strategy for conquering the exam!*

Step # 1- What's on the exam?

Directions: Review the important information below about the US History Regents Exam. As you review, make sure to star or highlight items that you may forget and take any notes that you will find helpful to remember before the exam.

Sections of the Exam

Part I



Multiple-Choice Questions

28 Questions.

Each question is worth **1 point**, for a total of **28 points**.

Questions are generally in chronological order.

Part II



Short Essay Tasks

2 Short Essay Questions.

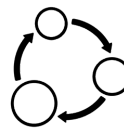
Each essay is scored out of **5 points**.

Both short essays you identify the **historical context** of the docs.

The first short essay, analyze the **relationship between** the two documents.

The second short essay, analyze the **audience, purpose, bias, or point of view** of the second document to assess reliability.

Part III A



Civic Literacy Essay Document Based Questions

This section has **6 documents** related to a **constitutional or civic issue**.

Each document has at least **one analysis question**, worth **1 point** each.

Part III B



Civic Literacy Essay Document Based Essay

This section asks you to **use the documents in Part IIIA to write an essay** scored out of **5 points**.

The essay asks you to:
Analyze the **historical context** for the **civic or constitutional issue**.

Analyze **efforts to address the issue** by individuals, groups or governments.

Analyze **either** the **impact of the issue on American society** **or** the **extent to which the efforts were successful**.

Sections of the Exam

Step # 2- Reflection

Directions: Answer the questions in order to reflect on your understanding of the three parts of the US History Regents exam.




Most Frequently Tested Content

- | | |
|--|--|
| <input type="checkbox"/> US Constitution | <input type="checkbox"/> Progressive Era |
| <input type="checkbox"/> Development of Early American Nationalism | <input type="checkbox"/> Women's Suffrage |
| <input type="checkbox"/> Sectionalism leading to Civil War | <input type="checkbox"/> Cold War Containment |
| <input type="checkbox"/> Gilded Age Industrialization | <input type="checkbox"/> Civil Rights Achievements |

What are you most confident about when it comes to the US History regents exam? Why?

What aspect of the US History regents exam will be most challenging for you? Why?

Which visual most accurately captures your emotions- right now- about taking the Regents exam?

<input type="checkbox"/> 	<input type="checkbox"/> 	<input type="checkbox"/> 	<input type="checkbox"/> 
--	--	---	--

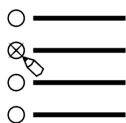
Explain why you are feeling this way.

Step # 3- Make a Plan

Directions: It's time to make a plan and talk strategy. Fill in the worksheet in order to identify how you will approach the US History Regents exam on testing day.

How much time will you allot for each section?

Part I



Multiple-Choice
Questions

Time:

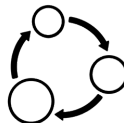
Part II



Short Essay Tasks

Time:

Part III A



Civic Literacy Essay
Document Based Questions

Time:

Part III B



Civic Literacy Essay
Document Based Essay

Time:

Total Time for Exam = 3 hours

What order will you do the exam?

First=

Why will you complete this section **first**?

Second=

Why will you complete this section **second**?

Third=

Why will you complete this section **third**?

Forth=

Why will you complete this section **forth**?